

CAI Profile

Chattary Ajwan InfoTech Pvt. Ltd. is Ahmedabad-(India) based company working in software since 1989.

Our domain expertise includes Web enabled application, automation of business process and integration of various business applications to optimize investment and performance.

We have in-depth understanding of business process coupled with in-sight into customer behavior.

This has helped us in expanding our market reach and today we have presence in India, USA, Middle-East and as well as African countries.

[Back To Index](#)

Our Products

Macro Vision

ERP Solutions for Manufacturing Units

- Chemical Industries, Pharmaceuticals Industries
- Engineering Companies and Fabrication Industries
- Process Industries & Packing Industries
- Service Industries & Test Lab Management
- Sugar Industries

Infra Vision

CRM-Web Based Work-Flow Management

- Customer Relation, Supplier Relation & Employee Relation Management
- Opportunity Management System
- Document Management System
- Complaint Management-Issue Tracking System
- Task Management with Internal-External
- Communication Management

Human Vision

Human Resource Management System

- Total Web based solution for Time-Office, Payroll & Personal Management
- Big Industries, Banks, Co-operative Societies & Corporate
- Public Sectors & Government Organizations
- Hospitals, Chains of Hotels-Restaurants & Stores

Trading Management & Retail Automation

- Trading house Marketing & supply Chain-Total Solution
- On Line Shopping Portal
- B2B Portal for Trading
- Point of Sales-Total Solution for Super Market

[Back To Index](#)

InfraVision

Overview

Effective communication is the backbone of any organization

InfraVision helps to automate internal business processes by creating workflows to carry out routine Activity/Tasks that involve daily business operations. These processes can be designed to ensure that the right information gets to the right people at the right time, and help participants keep track of the steps they have to take to complete their work

A workflow process is a group of interrelated action steps and the rules that drive the transition between these steps. When a workflow process is created, the event that will trigger the workflow process is defined.

Benefits

Single User id and Password to access

Informative Dashboard

System Driven Approach

Control Information

Accountability

Better Relationship Management

Scalable and Manageable

[Back To Index](#)

Modules

Email Management System

Task Management System

Followup and Reminder

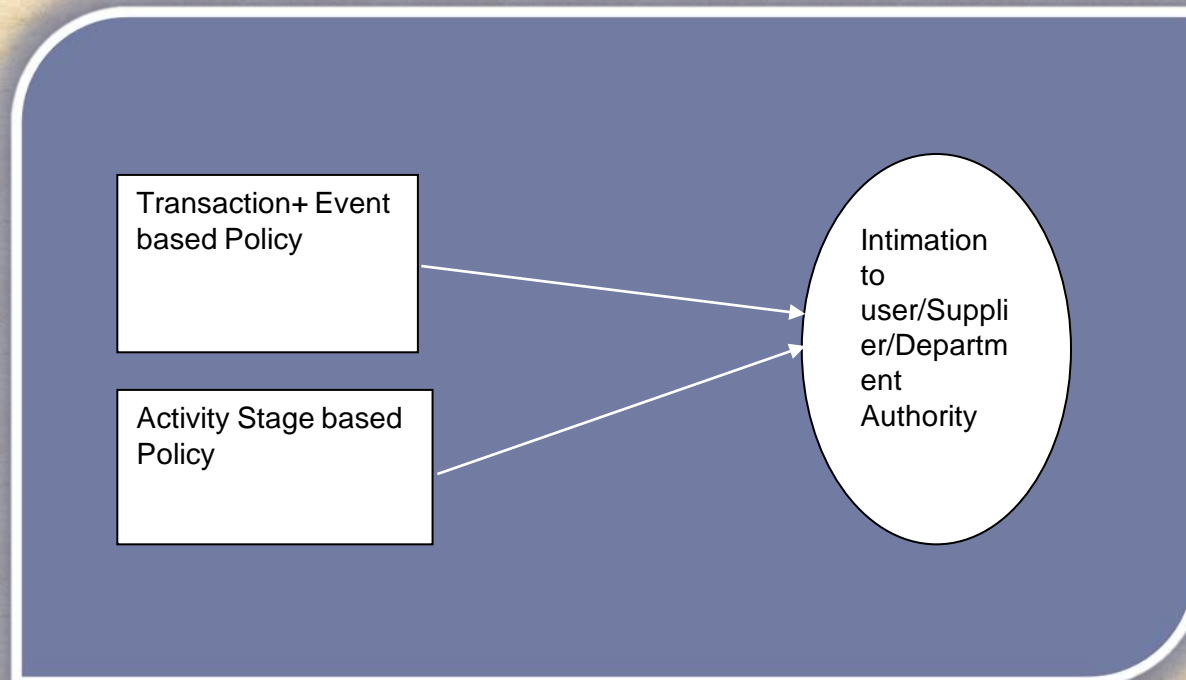
Document Management System

[Back To Index](#)

Communicator

Overview

It can be connected to practically any transaction or triggering messages.



Dynamic Message Builder

- ✓ Create messages that are relevant and engaging to each User and User Category.
- ✓ Deliver the right message to the right audience at the right time.
- ✓ Web- based Editor to easily create dynamic content directly within the body of the message using an intuitive point-and-click interface

Dynamic Message Builder

Transaction like
Vendor Registration
Indent Approval
Workorder ,Sales
Order

Event of Transaction
Add
Edit
Approve
Reject

Dynamic Message Builder

Selection of
Transaction + Event

Fields from
Transaction can
selected and added
in Message Body

Receiving User can
be programmed if
message to be auto
generated

If Auto-
Generation then
User Selected at
time of
configuring will be
intimated at the
time of
transaction

In Manual Mode
Transaction User
will be prompt
to select
Receiving User
to be intimated

Template is
generated

Dynamic Message Builder

The screenshot displays the 'Dynamic Message Builder' interface. It is divided into several sections:

- Transaction Type Options:** Includes dropdowns for 'From Object' (Purchase Order), 'To Object' (User), and 'Subject' (wrk for all).
- Preferences:** Includes dropdowns for 'Event' (Edit) and 'Type' (Work), radio buttons for 'Mode' (None), 'Is Auto Generation Req?' (unchecked), 'Status' (Valid), and 'Is Time Based?' (checked). It also has a 'Max Required Time' field (1) and a 'Unit' dropdown (DAY).
- Part List of From Object:** Radio buttons for 'Main Part' (selected) and 'Part Detail'. Below is a list of fields: Company Name, Created By, EmailID, PO Date, PO NO, and Supplier Name.
- Recipients:** A table with columns 'Code' and 'Name'. It lists two recipients: 10002 (DINESH VALJIBHAI RATHOD1) and 10003 (GOVIND PANECHAND DAVE). Buttons for 'Add Recipient' and 'Remove' are present.
- Description / SMS Content:** A text area containing a message template with placeholders like [%Supplier Name%], [%PO Date%], [%PO NO%], [%Created By%], and [%Company Name%].

Buttons 'Add' and 'List' are at the top right. A green arrow points from the 'Part List of From Object' section to the 'Description / SMS Content' area.

Fig Shows Dynamic Message Builder

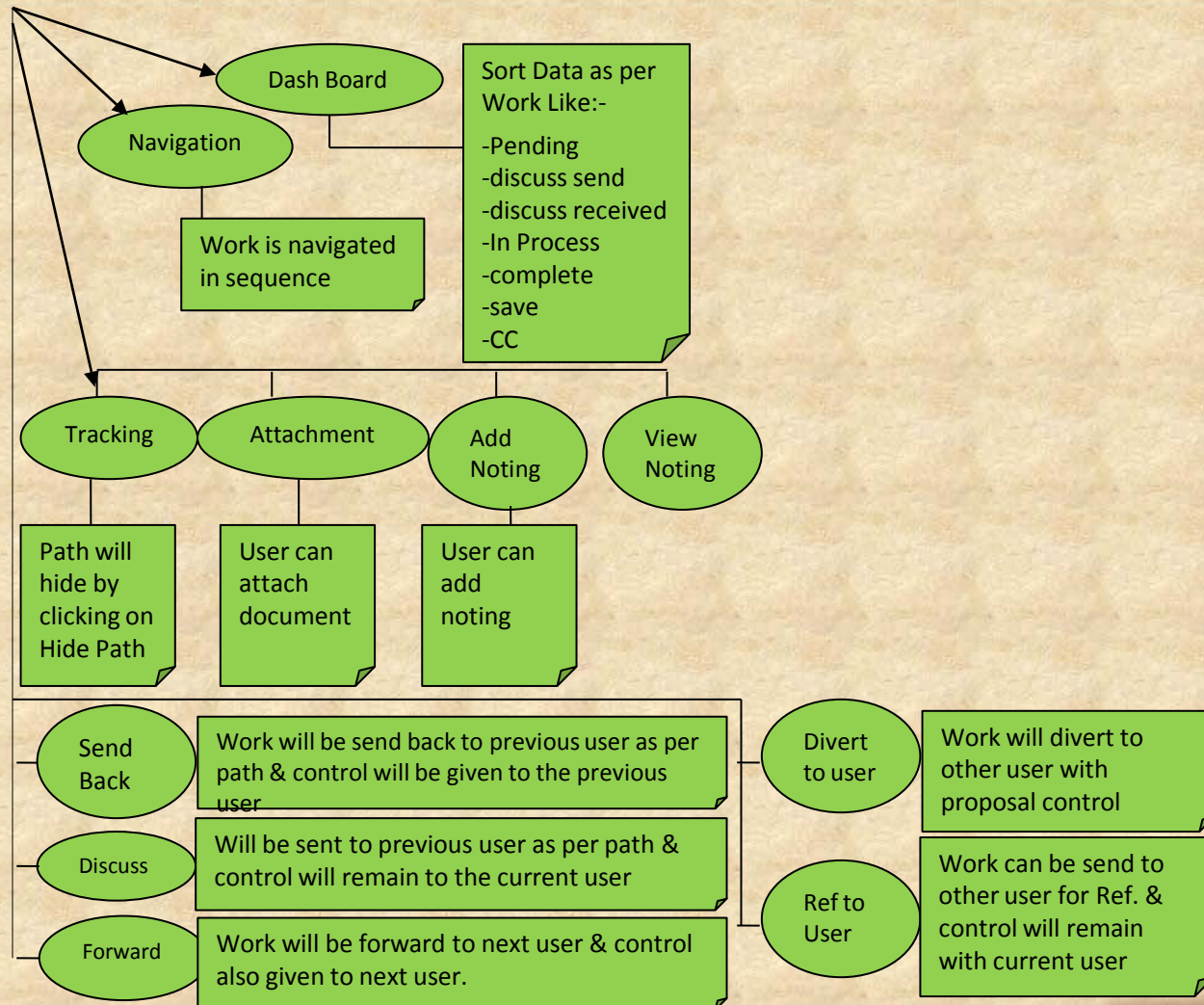
Activity/Task Management

- ✓ Work can be defined based on Object and Event.
- ✓ Transaction is considered as Object.
- ✓ Transaction Add, Edit and Approve are considered as Event.
- ✓ Work created by transaction event will have two level of bifurcation Type and Sub-Type.
- ✓ Task can be set auto or manual.
- ✓ Transaction Print out can be attached automatically.
- ✓ Content of message for Task can be configured by dynamic message builder. The details will be inserted automatically in configured message by the system.
- ✓ Task can be intimation type. Intimation can be delivered on email to outside of organization persons like suppliers or customers. Auto e-mail will be sent for intimation with attachment of Transaction Print out.
- ✓ Manual work / Task can be generated for one or multiple user. Subject and details for the work can be entered while defining the task

User dashboard

- ✓User wise Dash Board – common Dash board for Work assign, work related messages, alerts, intimations, Reminders, Follow-ups.
- ✓Work list is for Work pending, work in process, work completed. This will be shown in the list with different color and detail can be seen after clicking in the list Item.
- ✓User can report for the work / task and enter the details. He can mark work completed or keep pending. User can also forward work/ task to other user. In this case this work will be shown in the list as “in Process” status- until the last user marks the work complete.
- ✓When the users make work “Complete “, the work will be removed from the list of pending for that user.
- ✓Work completed list can be seen by pressing one button. Date filter, subject filter, reference filter, from user filter is available.
- ✓User can click on any work to see the details. Complete tracking will be shown from beginning for that work/ task.

Work Flow Management System



User dashboard

Dashboard

[Work/Task - Pending]

Pending

InProcess

Search Panel

☐ Show Search Panel

Listing




Records : 50

Total Records : 1

Document Type	Current User	Ref No.	Type	Subject	Receive Date
Opportunity Master	120076-Manojkumar Govindbhai Khadavata	testwithvr n div Manojkumar Govindbhai Khadavat		Mail Alert	13/12/2013 13:41:00

[Back To Index](#)

User Action Screen

[Work/Task - Pending]

Token No: test with yr n div [Manojkumar Govindbhai Khadayat]

Subject : Mail Alert

Status : PENDING
Priority : LOW

Task Date : 13/12/2013 13:41:43
Pending With : 120076-Manojkumar Govindbhai Khadayata
Initiated By : 120076-Manojkumar Govindbhai Khadayata
Last Sender : User Id - 120076-Manojkumar Govindbhai Khadayata Sent Date - 13/12/2013 13:41:00

Tracking **Path**

Oppcode : OP-0000016 Area Name : Compsize : Thanks Manojkumar Govindbhai Khadayata

Instruction : 1

Ref Docs

Add Ref Docs From DMS

No of Docs : 0

Document Section

Attach New Document

Noting Section

☐ Show Notings

Note No: 1
Forwarded

User Name: 120076-Manojkumar Govindbhai Khadayata Note Date: 13/12/2013 13:41:00

Add New Note

Take Action

To New User :

Forward

Send Task To User

To Last Sender :

Reply

[Back To Index](#)

Document Management System

Features:

- ✓ Category - Department wise document can be bifurcated
- ✓ Two Dimensional access controls for document access
- ✓ Transaction wise Reference Documents can be configured
- ✓ Each user has access rights programmable by administrator
- ✓ Any type of Document (.DOC, .XLS, .PDF, etc.) can be up loaded. Voice file or video files also can be stored.
- ✓ Reference number, user code & date and time of upload of document available for each document
- ✓ Administrator can assign roles & rights for accessing document
- ✓ Certain document type can be set for user rights for access
- ✓ Document Type & Document is in Encrypted Format
- ✓ Documents Path and users comments can be kept in encrypted form
- ✓ SSL layer can be provided for down load and upload documents(Optional)
- ✓ Complete log book will be maintained for upload - down load and viewing of document

Document Management System

Benefits:

- ✓ Graphical Interface
- ✓ Sharing of important docs. Made easy
- ✓ Secured way of maintaining Documents
- ✓ User, Department, Document Type wise Rights
- ✓ Complete control of upload and down load of documents
- ✓ Easy searching of documents
- ✓ User wise access rights will make good accountability
- ✓ Higher accountability in document handling
- ✓ Higher security level with help of user access controls

Thank You

[Back To Index](#)